


ASERS

Theoretical and Practical Research
in Economic Fields

Biannually

Volume I
Issue 1(1)
Summer 2010

ISSN 2068 – 7710



Editor in Chief

Laura Ungureanu
Spiru Haret University, Romania

Editor

Ivan Kitov
Russian Academy of Sciences,
Russia

Editorial Advisory Board

Monal Abdel-Baki
American University in Cairo,
Egypt

Huseyin Arasli
Eastern Mediterranean University,
North Cyprus

Madalina Constantinescu
Spiru Haret University, Romania

Jean-Paul Gaertner
Ecole de Management de Strasbourg,
France

Shankar Gargh
Editor in Chief of Advanced in
Management, India

Piotr Misztal
Technical University of Radom,
Economic Department, Poland

Marco Novarese
University of Piemonte Orientale, Italy

Rajesh K. Pillania
Management development Institute,
India

Russell Pittman
International Technical Assistance
Economic Analysis Group Antitrust
Division, USA

Rachel Price-Kreitz
Ecole de Management de Strasbourg,
France

Rena Ravinder
Politechnic of Namibia, Namibia

Andy Stefanescu
University of Craiova, Romania

Laura Stefanescu
Spiru Haret University, Romania

Hans-Jürgen Weißbach, University of
Applied Sciences - Frankfurt am Main,
Germany

Contents:

1	Game complete analysis of Bertrand duopoly David Carfi Emanuele Perrone University of Messina ...4	4	Defragmentation of economic growth with a focus on diversification: evidence from russian economy Andrey A. Gnidchenko Institute of Economic Forecasting Russian Academy of Sciences ... 43
2	Crisis in the euro area: cooperative game solutions as new policy tools David Carfi Daniele Schilirò University of Messina ... 22	5	The evolution of firm size distribution Ivan O. Kitov Institute for the Geospheres' Dynamics, Russian Academy of Sciences ... 80
3	Credit risk tools: an overview Francesco P. Esposito University of Southampton, United Kingdom ... 36	6	The nexus between public expenditure and inflation in the mediterranean countries Cosimo Magazzino Roma Tre University, Italy ... 88

Call for Papers Winter_Issue 2011

Theoretical and Practical Research in Economic Fields

Many economists today are concerned by the proliferation of journals and the concomitant labyrinth of research to be conquered in order to reach the specific information they require. To combat this tendency, **Theoretical and Practical Research in Economic Fields** has been conceived and designed outside the realm of the traditional economics journal. It consists of concise communications that provide a means of rapid and efficient dissemination of new results, models and methods in all fields of economic research.

Theoretical and Practical Research in Economic Fields publishes original articles in all branches of economics – theoretical and empirical, abstract and applied, providing wide-ranging coverage across the subject area.

Journal promotes research that aim at the unification of the theoretical-quantitative and the empirical-quantitative approach to economic problems and that are penetrated by constructive and rigorous thinking. It explores a unique range of topics from the frontier of theoretical developments in many new and important areas, to research on current and applied economic problems, to methodologically innovative, theoretical and applied studies in economics. The interaction between empirical work and economic policy is an important feature of the journal.

Theoretical and Practical Research in Economic Fields, starting with its first issue, will be indexed in [CEEOL](#) and very soon in [IndexCopernicus](#) and [EBSCO](#) databases.

The primary aim of the Journal has been and remains the provision of a forum for the dissemination of a variety of international issues, empirical research and other matters of interest to researchers and practitioners in a diversity of subject areas linked to the broad theme of economic sciences.

All the papers will be first considered by the Editors for general relevance, originality and significance. If accepted for review, papers will then be subject to double blind peer review.

Invited manuscripts will be due till September 25st, 2010, and shall go through the usual, albeit somewhat expedited, refereeing process.

Deadline for submission of proposals:	25 st September 2011
Expected Publication Date:	15 th December 2011
Web:	www.asers.eu/journals/tpref/
E-mail:	tpref@asers.eu

To prepare your paper for submission, please see full author guidelines in the following file: [TPREF_Full_Paper_Template.doc](#), then send it via email at tpref@asers.eu.

GAME COMPLETE ANALYSIS OF BERTRAND DUOPOLY

David CARFÌ,
University of Messina, Faculty of Economics, Department DESMAS, Italy
davidcarfi71@yahoo.it
Emanuele PERRONE
Faculty of Economics, Italy
e_perrone@alice.it

Abstract:

In this paper we apply the Complete Analysis of Differentiable Games [introduced by D. Carfi in (Carfi 2010), (Carfi 2009), (Carfi 2009), and (Carfi 2009)] and already employed by himself and others in (Carfi 2011), (Carfi 2010), (Carfi 2009)] to the classic Bertrand Duopoly (1883), classic oligopolistic market in which there are two enterprises producing the same commodity and selling it in the same market. In this classic model, in a competitive background, the two enterprises employ as possible strategies the unit prices of their product, contrary to the Cournot duopoly, in which the enterprises decide to use the quantities of the commodity produced as strategies. The main solutions proposed in literature for this kind of duopoly (as in the case of Cournot duopoly) are the Nash equilibrium and the Collusive Optimum, without any subsequent critical exam about these two kinds of solutions. The absence of any critical quantitative analysis is due to the relevant lack of knowledge regarding the set of all possible outcomes of this strategic interaction. On the contrary, by considering the Bertrand Duopoly as a differentiable game (games with differentiable payoff functions) and studying it by the new topological methodologies introduced by D. Carfi, we obtain an exhaustive and complete vision of the entire payoff space of the Bertrand game (this also in asymmetric cases with the help of computers) and this total view allows us to analyze critically the classic solutions and to find other ways of action to select Pareto strategies. In order to illustrate the application of this topological methodology to the considered infinite game, several compromise pricing-decisions are considered, and we show how the complete study gives a real extremely extended comprehension of the classic model.

Keywords: Duopoly, Normal form Games, Microeconomic Policy, Complete study, Bargaining solutions.

JEL Classification: D7, C71, C72, C78

1. Introduction

We consider a duopoly (1, 2) with *production fixed cost* f and *production variable cost* a function v of the produced quantity, for both the producers; we shall assume the function v equal 0.

The demand for enterprise 1 is the affine reaction function Q_1 , from the Euclidean plane of price bi-strategies R^2 into the real line of quantities to be produced R – the demand $Q_1(p)$ is the aggregate reaction of consumers in the market to the pair p of prices imposed by the two enterprises (see for a general theory of reactions (Carfi, and Ricciardello 2009), (Carfi 2009), (Carfi 2009), (Carfi, and Ricciardello 2011) - defined by

$$Q_1(p) = b + a_1p_1 + a_2p_2, \quad (1.1)$$

that is by the equality

$$Q_1(p) = b + (a|p), \quad (1.2)$$

for every pair of prices p , where a is a pair of real numbers whose first component is negative and whose second component is positive, where b is a non-negative real and where $(a|p)$ is the standard Euclidean scalar product of the two vectors a and p .

The components of the pair p are determined by the two enterprises 1 and 2, respectively.

The demand for the enterprise 2 is the function Q_2 defined, in a perfectly analogous way as the first one, by

$$Q_2(p) = b + a_1p_2 + a_2p_1, \text{ that is} \quad (1.3)$$

$$Q_2(p) = b + (a^{|}p), \quad (1.4)$$

for every pair of prices p , where $a^{|}$ is the symmetric pair of a .

The *classic way to solve the duopoly* (see for instance: Davide Vannoni, and Massimiliano Piacenza, University of Torino, Faculty of Economics, *Appunti di Microeconomia - Corso C - Lezione 10*, A. A. 2009/2010) is to determine the curves of best price reaction, for example, for enterprise 1, we consider the profit function P_1 defined by

$$P_1(p_1, q_1) = p_1 q_1 - f \quad (1.5)$$

that, on the reaction demand function Q_1 , assumes the form

$$g_1(p) = P_1(p_1, Q_1(p)) = p_1(b + a_1 p_1 + a_2 p_2) - f, \quad (1.6)$$

for every price p_2 , fixed by the enterprise 2, the price of maximum profit for enterprise 1 must satisfy the following stationary condition

$$D_1(g_1)(p) = b + 2a_1 p_1 + a_2 p_2 = 0. \quad (1.7)$$

We note that the second derivative of the function $g_1(\cdot, p_2)$ is negative ($2a_1 < 0$), hence the above stationary condition is not only necessary but also sufficient in order to obtain maxima, we so determine the classic reaction curve of enterprise 1, the line of equation

$$p_1 = b/(2a_1) + p_2 a_2/(2a_1). \quad (1.8)$$

Symmetrically, the reaction curve of enterprise 2 is the line

$$p_2 = b/(2a_1) + p_1 a_2/(2a_1). \quad (1.9)$$

Now, by the intersection of the two reaction curves, we obtain the fixed-point equation

$$p_1 = b/(2a_1) + (b/(2a_1) + p_1 a_2/(2a_1)) a_2/(2a_1), \quad (1.10)$$

and so finally we obtain the equilibrium price of the enterprise 1, and the same of enterprise 2:

$$p_2 = p_1 = -b/(2a_1 + a_2). \quad (1.11)$$

Another classic solution is the symmetric collusive point $C = (c, c)$ determined by maximization of the function H defined by

$$H(c) = P_1(c, Q_1(c, c)) + P_2(c, Q_2(c, c)) = 2c(b + (a_1 + a_2)c) - 2f, \quad (1.12)$$

for every c .

But also in this case, an accurate analysis of this point is impossible since we do not know the geometry of the payoff space.

2. Formal description of Bertrand's normal form game

It will be a non-linear two-players gain game $(f, >)$ (see also (6, Carfi 2009), (8, Carfi 2009), and (9, Carfi 2009). The two players/enterprises shall be called *Emil* and *Frances* (following Aubin's books (Aubin 1982) and (Aubin 1998).

Assumption 1 (strategy sets). The two players produce and offer the same commodity at the following prices: $x \in \mathbb{R}_{\geq}$ for Emil and $y \in \mathbb{R}_{\geq}$ for Frances. In more precise terms: the payoff function f of the game is defined on a subset of the positive cone of the Cartesian plane \mathbb{R}^2 , interpreted as a space of bi-prices. We assume (by simplicity) that the set of all strategies (of each player) is the interval $E = [0, +\infty]$.

Assumption 2 (symmetry of the game). The game will be assumed symmetric with respect to the players. In other terms, the payoff pair $f(x, y)$ is the symmetric of the pair $f(y, x)$.

Assumption 3 (form of demand functions). Let the demand function Q_1 (defined on E^2) of the first player be given by

$$Q_1(x, y) = u - 2x + y, \quad (2.1)$$

for every positive price pair (x, y) and let analogously the demand function of the second enterprise be given by

$$Q_2(x, y) = u - 2y + x, \quad (2.2)$$

for every positive bi-strategy (x, y) , where u is a positive constant (representing, obviously, the quantity $Q_i(0,0)$ demanded of good i , by the market, when both prices are fixed to be 0).

Remark (about elasticity). The demand's elasticity of the two functions with respect to the corresponding price is

$$e_1(Q_1)(x, y) = \partial_1 Q_1(x, y)(x/Q_1(x, y)) = -2x/(u - 2x + y), \text{ and} \quad (2.3)$$

$$e_2(Q_2)(x, y) = \partial_2 Q_2(x, y)(y/Q_2(x, y)) = -2y/(u - 2y + x), \quad (2.4)$$

for every positive bi-strategy (x, y) .

Their values are negative, according to the economic law: *produced quantities are decreasing with respect to their prices*. So, if Emil (or Frances) increases his price, the consumers' demand will diminish.

Assumption 4 (payoff functions). First player's *profit function* is defined, classically, by the revenue

$$f_1(x, y) = x Q_1(x, y) - c = x(u - 2x + y) - c, \quad (2.5)$$

for every positive bistrategy (x, y) . Symmetrically, for Frances, the profit function is defined by

$$f_2(x, y) = y Q_2(x, y) - c = y(u - 2y + x) - c, \quad (2.6)$$

for every positive bistrategy (x, y) , where the positive constant c is the fixed cost. So we assume the variable cost to be 0 (this is not a great limitation for our example, since our interest is the interaction between the two players and the presence of the variable cost does not change our approach).

The bi-gain function is so defined by

$$f(x, y) = (x(u - 2x + y), y(u - 2y + x)) - (c, c), \quad (2.7)$$

for every bistrategy (x, y) of the game in the unbounded square E^2 .

3. Study of the Bertrand's normal form game

When the fixed cost is zero, we can assume that Emil and Frances have the compact strategy sets

$$E = F = [0, u], \quad (3.1)$$

indeed we have the following property.

Property. A necessary condition in order to obtain both the quantities $Q_i(x, y)$ positive is that the pair of prices (x, y) lies in the square E^2 .

Proof. The reader can easily prove the above interesting property, by imposing the positivity conditions for the affine functions Q_i . ♦

The improper Bertrand game. Besides, we will consider an extension of the Bertrand game with strategy spaces $E = F = [-u, u]$, in order to obtain a wider vision of the game itself by enlarging the bistrategy space.

Payoff function to examine. When the fixed cost c is zero (this assumption determines only a "reversible" translation of the gain space), the bi-gain function f from the compact square $[0, u]^2$ into the bi-gain plane \mathbb{R}^2 (respectively the function f from the square $[-u, u]^2$ into the same plane \mathbb{R}^2) is defined by

$$f(x, y) = (x(u - 2x + y), y(u - 2y + x)), \quad (3.2)$$

for every bistrategy (x, y) in the square $S = [0, u]^2$ (respectively, in the square $S = [-u, u]^2$) which is the convex envelope of its vertices, denoted by A, B, C, D starting from the origin (or from $(-u, u)$) and going anticlockwise.

When the characteristic price u is 1, we will obtain the payoff vector function defined by

$$f(x, y) = (x(1 - 2x + y), y(1 - 2y + x)), \tag{3.3}$$

on the strategy square $S = [0, 1]^2$ (or $S = [-1, 1]^2$).

Now, we must find *the critical space of the game* and its image by the function f , before representing $f(S)$. For, we determine (as explained in (3, Carfi 2010), (6, Carfi 2009), (8, Carfi 2009), and (9, Carfi 2009) firstly the *Jacobian matrix* of the function f at any point (x, y) - denoted by $J_f(x, y)$. We will have, in vector form, the pair of gradients

$$J_f(x, y) = ((y - 4x + 1, x), (y, -4y + x + 1)), \tag{3.4}$$

and concerning the determinant of the above pair of vectors

$$\det J_f(x, y) = (-4y + x + 1)(y - 4x + 1) - xy = -4y^2 + 16xy - 3y - 4x^2 - 3x + 1. \tag{3.5}$$

The *Jacobian determinant* is zero at those points (x_1, y_1) and (x_2, y_2) of the strategy square such that

$$y_1 = -\sqrt{(192x_1^2 - 144x_1 + 25)/8} + 2x_1 - 3/8, \tag{3.6}$$

and

$$y_2 = \sqrt{(192x_2^2 - 144x_2 + 25)/8} + 2x_2 - 3/8. \tag{3.7}$$

From a geometrical point of view, we will obtain two curves (Figure 3.1 with $S = [0, 1]^2$ and Figure 3.2 with $S = [-1, 1]^2$); they represent *the critical zone of Bertrand Game*.

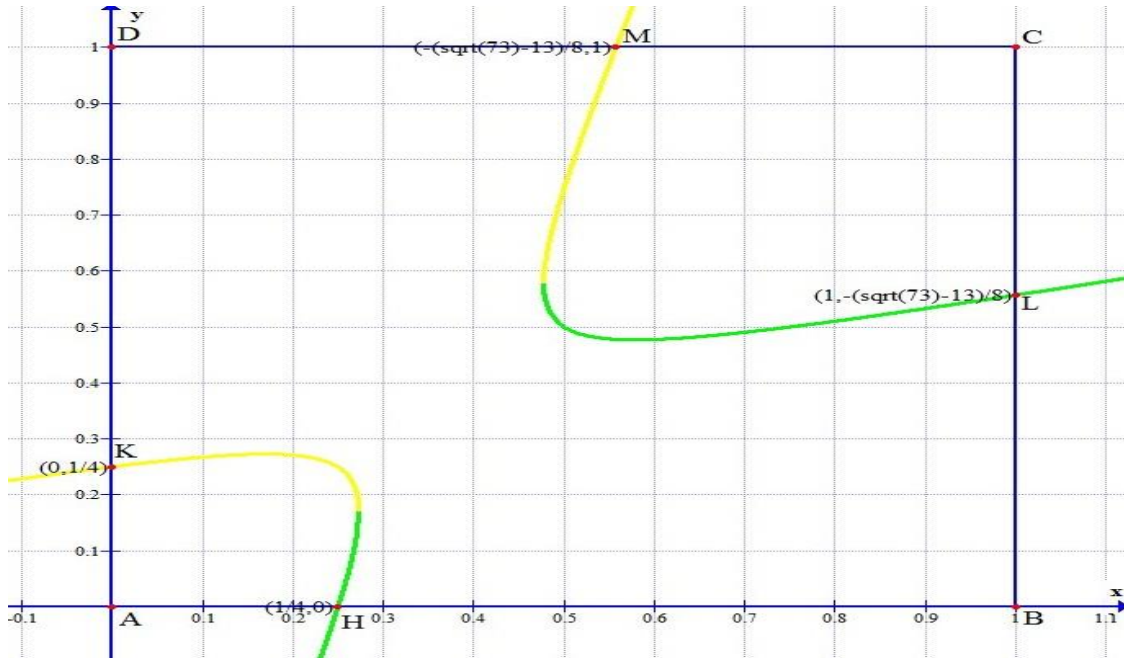


Figure 3.1. Critical zone of Bertrand game

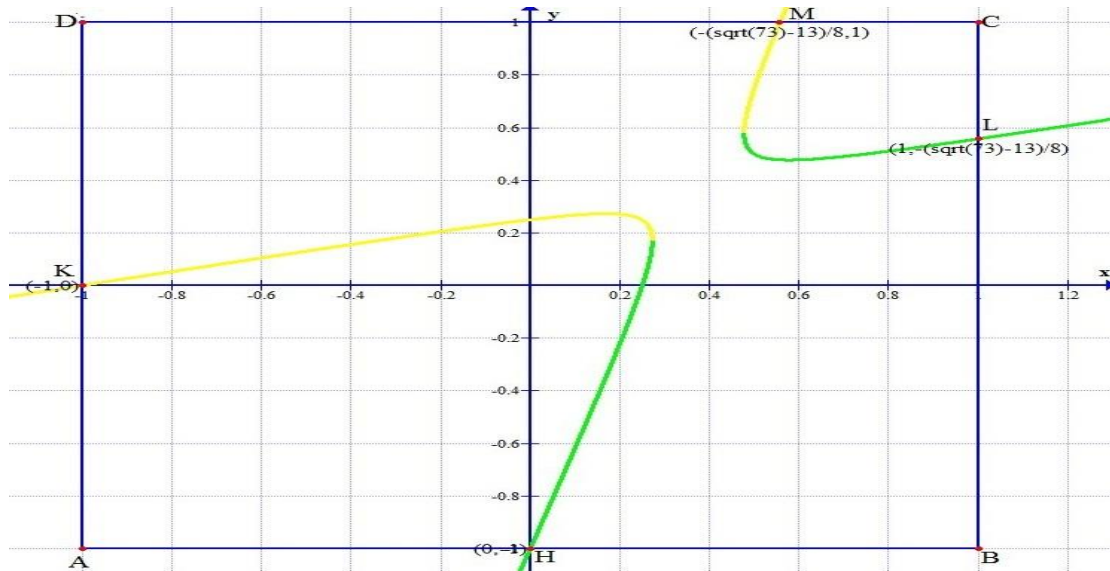


Figure 3. 2. Critical zone of improper Bertrand game

4. Transformation of the strategy space

It is readily seen that the intersection points of the yellow curve with the boundary of the strategic square are the two points

$$M = (-(\sqrt{73}) - 13)/8, 1), K = (-1, 0)$$

Remark. The point M is the intersection point of the yellow curve with the segment [C, D], its abscissa μ verifies the non-negative condition and the following equation

$$8 = \sqrt{192\mu^2 - 144\mu + 25} + 16\mu - 3, \quad (4.1)$$

this abscissa is so

$$\mu = -(\sqrt{73}) - 13)/8$$

(approximately equal to 0,557).

We start from Figure 3.1, with $S = [0, 1]^2$.

The transformations of the bi-strategy square vertices and of the points H, K, M are the following:

- $A' = f(A) = f(0, 0) = (0, 0)$;
- $B' = f(B) = f(1, 0) = (-1, 0)$;
- $C' = f(C) = f(1, 1) = (0, 0)$;
- $D' = f(D) = f(0, 1) = (0, -1)$;
- $H' = f(H) = f(1/4, 0) = (1/8, 0)$;
- $K' = f(K) = f(0, 1/4) = (0, 1/8)$;
- $M' = f(M) = f(\mu, 1) = (2\mu - \mu^2/4, \mu - 1)$ approximately equal to (0,494, -0,443);
- $L' = f(L) = f(1, \mu) = (\mu - 1, 2\mu - \mu^2/4)$ approximately equal to (-0,443, 0,4936).

Starting from Figure 3.1, with $S = [0, 1]^2$, we can do the transformation of its sides.

Side [A, B]. Its parameterization is the function sending any point $x \in [0, 1]$ into the point $(x, 0)$; the transformation of this side can be obtained by transformation of its generic point $(x, 0)$, we have

$$f(x, 0) = (x - 2x^2, 0). \quad (4.2)$$

We obtain the segment with end points H' and D', with parametric equations

$$X = x - 2x^2 \text{ and } Y = 0, \quad (4.3)$$

with x in the unit interval.

Side [B, C]. It is parametrized by

$$(x = 1, y \in [0, 1]);$$

the figure of the generic point is

$$f(1, y) = (y - 1, -2y^2 + 2y). \quad (4.4)$$

We can obtain the parabola passing through the points C', L', D' with parametric equations

$$X = y - 1 \text{ and } Y = -2y^2 + 2y. \quad (4.5)$$

Side [C, D]. Its parameterization is

$$(x \in [0, 1], y = 1);$$

the transformation of its generic point is

$$f(x, 1) = (-2x^2 + 2x, x - 1). \quad (4.6)$$

We can obtain the parabola passing through the points B', M', C' with parametric equations

$$X = -2x^2 + 2x \text{ and } Y = x - 1. \quad (4.7)$$

Side [D, A]. Its parameterization is

$$(x = 0, y \in [0, 1]);$$

the transformation of its generic point is

$$f(0, y) = (0, -2y^2). \quad (4.8)$$

We obtain the segment [K', B'] with parametric equations

$$X = 0 \text{ and } Y = -2y^2, \quad (4.9)$$

with y in the unit interval.

Now, we find *the transformation of the critical zone*. The parameterization of the critical zone is defined by the equations

$$y_1 = -\sqrt{(192x_1^2 - 144x_1 + 25)/8} + 2x_1 - 3/8 \quad (3.6)$$

and

$$y_2 = \sqrt{(192x_2^2 - 144x_2 + 25)/8} + 2x_2 - 3/8. \quad (3.7)$$

The parametrization of the GREEN ZONE is

$$(x \in [0, 1], y = y_1);$$

the transformation of its generic point is

$$f(x, y_1) = (x - 2x^2 + xy_1, y_1 - 2y_1^2 + xy_1), \quad (4.10)$$

a parametrization of the YELLOW ZONE is

$$(x \in [0, 1], y = y_2);$$

the transformation of its generic point is

$$f(x, y_2) = (x - 2x^2 + xy_2, y_2 - 2y_2^2 + xy_2). \quad (4.11)$$

The transformation of the Green Zone has parametric equations

$$X = x - 2x^2 + xy_1 \text{ and } Y = y_1 - 2y_1^2 + xy_1, \quad (4.12)$$

and the transformation of the Yellow Zone has parametric equations

$$X = x - 2x^2 + xy_2 \text{ and } Y = y_2 - 2y_2^2 + xy_2. \quad (4.13)$$

We have two colored curves in *green* and *black* (Figure 4.1), breaking by two points of discontinuity T and U obtained by resolving the following equation

$$192x^2 - 144x + 25 = 0; \quad (4.14)$$

the solutions of the above equation are

$$x_1 = -(\sqrt{6} - 9)/24, x_2 = (\sqrt{6} + 9)/24, \quad (4.15)$$

and then, replacing them in the parametrical equations of the critical zone, and putting

$$t = 9 + \sqrt{6} \text{ with } s = -\sqrt{t^2/3 - 6t + 25}/8 \text{ and } u = 9 - \sqrt{6} \text{ with } v = -\sqrt{-6u + u^2/3 + 25}/8$$

we obtain

$$T_1 = (t(s + t/12 - 3/8))/24 - t^2/288 + t/24;$$

$$T_2 = -2(s + t/12 - 3/8)^2 + s + (t(s + t/12 - 3/8))/24 + t/12 - 3/8,$$

and,

$$U_1 = ((u/12 + v - 3/8)u)/24 + u/24 - u^2/288;$$

$$U_2 = ((u/12 + v - 3/8)u)/24 + u/12 - 2(u/12 + v - 3/8)^2 + v - 3/8.$$

So, we obtain - approximately - the point

$$T = (0,298, 0,185),$$

and the point

$$U = (0,171, 0,159).$$

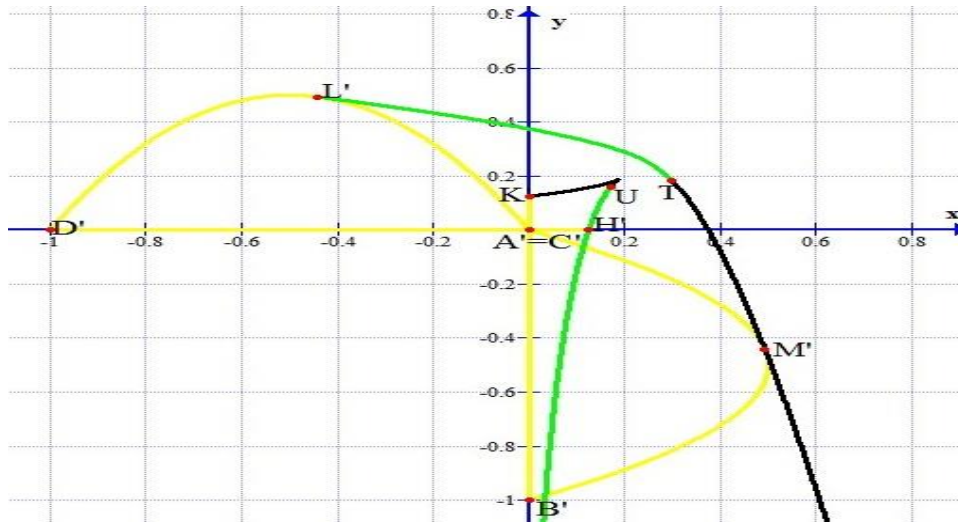


Figure 4. 1. Payoff space of Bertrand game

Payoff space of the improper Bertrand's game

Starting from the Figure 3.2 with $S = [-1, 1]^2$; the projections of bi-strategy square's points are the following:

- $A' = f(A) = f(-1, -1) = (-2, -2)$;
- $B' = f(B) = f(1, -1) = (-2, -4)$;
- $C' = f(C) = f(1, 1) = (0, 0)$;
- $D' = f(D) = f(-1, 1) = (-4, -2)$;
- $H' = f(H) = f(0, -1) = (0, -3)$;
- $K' = f(K) = f(-1, 0) = (-3, 0)$;
- $M' = f(M) = f(\mu, 1) = (2\mu - \mu^2/4, \mu - 1)$ approximately equal to $(0,494, -0,443)$;
- $L' = f(L) = f(1, \mu) = (\mu - 1, 2\mu - \mu^2/4)$ approximately equal to $(-0,443, 0,4936)$.

Starting from Figure 3.2 with $S = [-1, 1]^2$, we can do the transformation of its sides.

Side [A, B]. Its parametric form is

$$(x \in [-1, 1], y = -1);$$

the transformation of its generic point is

$$f(x, -1) = (-2x^2, -x - 3). \tag{4.16}$$

We can obtain the parabola passing through the points A' , H' , B' with

$$X = -2x^2 \text{ and } Y = -x - 3. \tag{4.17}$$

Side [B, C]. Its parameterization is

$$(x = 1, y \in [-1, 1]);$$

the transformation of its generic point is

$$f(1, y) = (y - 1, -2y^2 + 2y). \tag{4.18}$$

We can obtain the parabola passing through the points B' , L' , C' with

$$X = y - 1 \text{ and } Y = -2y^2 + 2y. \tag{4.19}$$

Side [C, D]. Its parameterization is

$$(x \in [-1, 1], y = 1);$$

the transformation of its generic point is

$$f(x, 1) = (-2x^2 + 2x, x - 1). \tag{4.20}$$

We can obtain the parabola passing through the points C', M', D' with parametric equations

$$X = -2x^2 + 2x \text{ and } Y = x - 1. \tag{4.21}$$

Side [D, A]. Its parameterization is

$$(x = -1, y \in [-1, 1]);$$

the transformation of its generic point is

$$f(-1, y) = (-y - 3, -2y^2). \tag{4.22}$$

We can obtain the parabola passing through the points D', K', A' with parametric equations

$$X = -y - 3 \text{ and } Y = -2y^2. \tag{4.23}$$

For the transformation of the critical zone and the coordinates of the points of discontinuity please refer to the case $S = [0, 1]^2$, we must remember only to widen the interval considered from $x, y \in [0, 1]$ to $x, y \in [-1, 1]$.

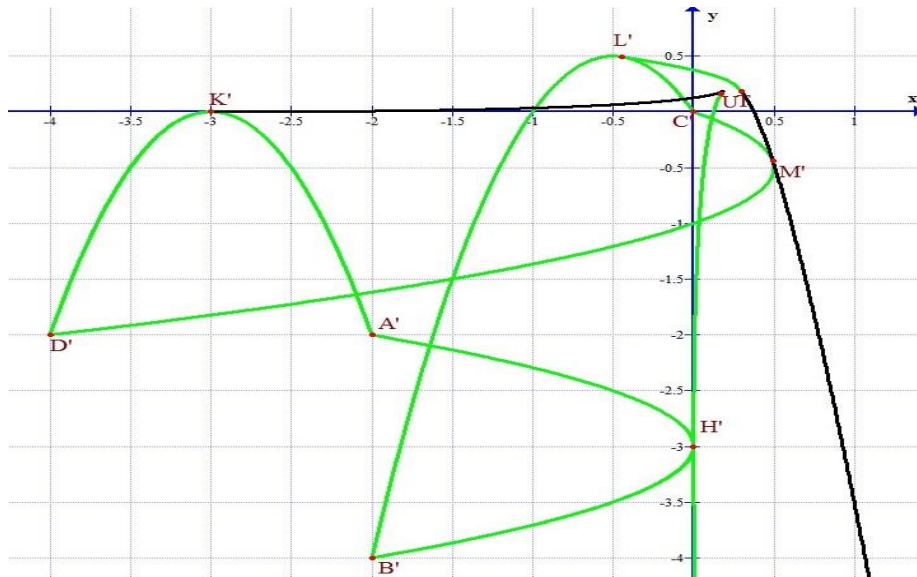


Figure 4. 2. Payoff space of the improper Bertrand game

5. Non-cooperative friendly phase

Examining the Figure 4.1, in which $S = [0, 1]^2$, we will note that the game has two shadow extremes, that is the *shadow minimum* $\alpha = (-1, -1)$ and the *shadow maximum* $\beta = (1/2, 1/2)$.

The *Pareto minimal boundary of the payoff space* $f(S)$ is showed in the Figure 5.1 by the union of two segments

$$[A', B'] \cup [D', A'],$$

and it is colored in orange.

The *Pareto maximal boundary of the payoff space* $f(S)$ is the union of the two curve segments, on the transformations of the critical zone, with extreme points the pair of points (L', T) and (T, M') . They are colored in green and in black. Both Emil, and Frances do not control the Pareto maximal boundary; they could reach the point L' and M' of the boundary, but the solution is not many satisfactory for them. In fact, a player will suffer a

loss and the other one will have a small win. Examining the Figure 4.2, in which $S = [-1, 1]^2$, we will note that the game has two shadow extremes, that is the *shadow minimum*

$$\alpha = (-4, -4) \text{ and the shadow maximum}$$

$$\beta = (1/2, 1/2).$$

The *Pareto minimal boundary* $f(S)$ is showed in the Figure 5.2, it has only two points, the points D' and B' ; observe that the weak minimal Pareto boundary is formed by the points D' , A' , B' and that the curve colored in yellow is Pareto minimal in the *ultra-weak sense*, this means only that if we fix one of the coordinate, in the canonical Cartesian projections of this curve, the other coordinate reaches its minimum exactly on the yellow curve. For *Pareto maximal boundary* $f(S)$, in the case $S = [0, 1]^2$, is the union of the boundary curves with endpoints the pairs (L', T) and (T, M') , respectively.

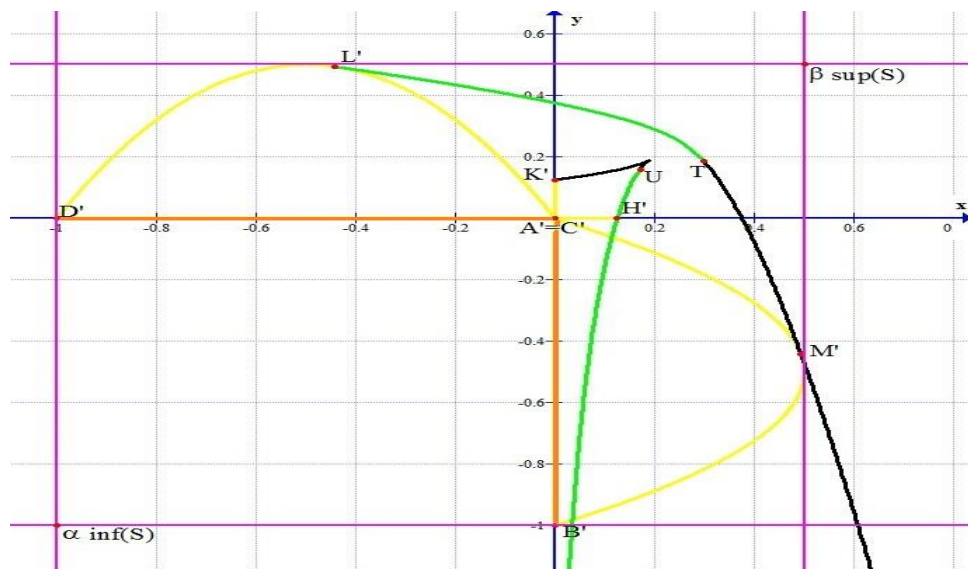


Figure 5. 1. Extrema of the Bertrand game

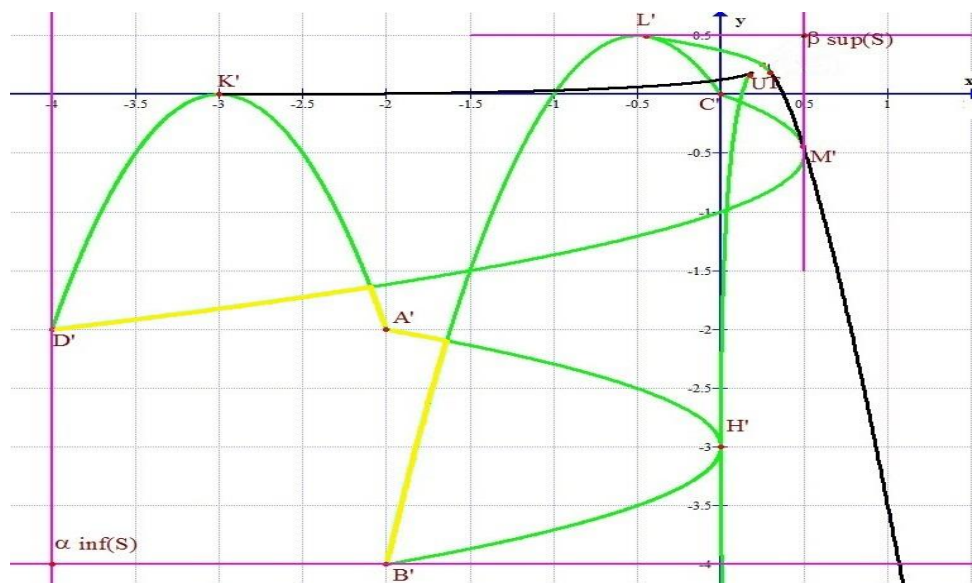


Figure 5. 2. Extrema of the improper Bertrand game

6. Properly non-cooperative (egoistic) phase

Now, we will consider *the best reply correspondences* between the two players Emil and Frances, in the cases $S = [0, 1]^2$ and $S = [-1, 1]^2$.

If Frances sells the commodity at the price y , Emil, in order to reply rationally, should maximize his *partial profit function*

$$f_1(\cdot, y) : x \mapsto x(1 - 2x + y), \quad (6.1)$$

on the compact interval $[0, 1]$ or $[-1, 1]$.

According to the Weierstrass theorem, there is at least one Emil's strategy maximizing that partial profit function and, by Fermat theorem, the *Emil's best reply strategy to Frances' strategy y* is the only price

$$B_1(y) = x^* := (1/4)(y + 1). \quad (6.2)$$

Indeed, the partial derivative

$$f_1(\cdot, y)'(x) = -4x + 1 + y, \quad (6.3)$$

is positive for $x < x^*$ and negative for $x > x^*$.

So, the Emil's best reply correspondence is the function B_1 from the interval $[0, 1]$ into the interval $[0, 1]$, defined by

$$y \mapsto (1/4)(y + 1), \quad (6.4)$$

in the proper case, and B_1 from $[-1, 1]$ into $[-1, 1]$, defined by

$$y \mapsto (1/4)(y + 1), \quad (6.5)$$

in the improper one.

As we already observe, our Bertrand game is a symmetric game, therefore the Frances' best reply correspondence is the function B_2 from $[0, 1]$ into $[0, 1]$, defined by

$$x \mapsto (1/4)(x + 1), \quad (6.6)$$

In the proper case, or the function B_2 from $[-1, 1]$ into $[-1, 1]$ defined by

$$x \mapsto (1/4)(x + 1), \quad (6.7)$$

in the improper one.

The *Nash equilibrium* is the fixed point of the symmetric Cartesian product function B of the pair of two reaction functions (B_2, B_1) defined (canonically) from the Cartesian product of the domains into the Cartesian product of the codomains (in inverse order), by

$$B : (x, y) \mapsto (B_1(y), B_2(x)), \quad (6.8)$$

that is the only bi-strategy (x, y) satisfying the below system of linear equations

$$x = (1/4)(y + 1), \quad y = (1/4)(x + 1), \quad (6.9)$$

that is the point $N = (1/3, 1/3)$ - as we can see also from the two Figures 6.1 and 6.2 - which determines a bi-gain

$$N' = (2/9, 2/9),$$

as Figures 6.3 and 6.4 will show.

The Nash equilibrium is not completely satisfactory, because it is not a Pareto optimal bi-strategy, but it represents the only properly non-cooperative game solution.

Remark (demand elasticity at Nash equilibrium). Concerning the Nash equilibrium, we can also calculate the demand's elasticity with respect to the corresponding price. At first, we must remember the two demand functions, and then we obtain

$$e_1(Q_1)(x, y) = \partial_1 Q_1(x, y) (x/Q_1(x, y)) = (-2x/(u - 2x + y)), \tag{6.10}$$

and

$$e_2(Q_2)(x, y) = \partial_2 Q_2(x, y) (y/Q_2(x, y)) = (-2y/(u - 2y + x)). \tag{6.11}$$

Then, we have

$$e_1(Q_1)(N) = \partial_1 Q_1(N) ((1/3)/Q_1(x, y)) = (-2/3)/(1 - (2/3) + (1/3)) = -1, \tag{6.12}$$

and

$$e_2(Q_2)(N) = \partial_2 Q_2(N) ((1/3)/Q_2(x, y)) = (-2/3)/(1 - (2/3) + (1/3)) = -1. \tag{6.13}$$

So we can deduce that:
at the non-cooperative equilibrium N , since

$$|e_1(Q_1)(N)| = 1 \text{ and } |e_2(Q_2)(N)| = 1, \tag{6.14}$$

the demands will be elastic with respect to the prices; therefore if the price increases of one unit, demand will reduce of one unit too.

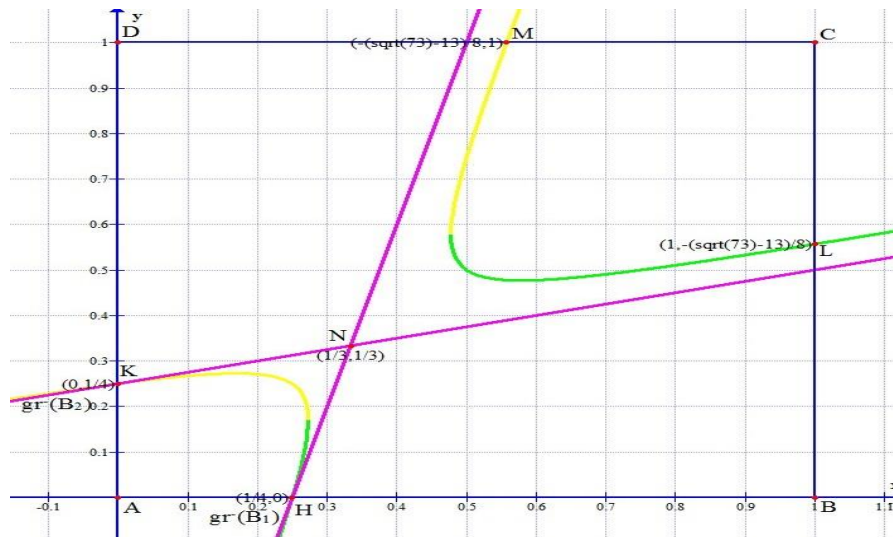


Figure 6. 1. Nash Equilibrium of the proper game

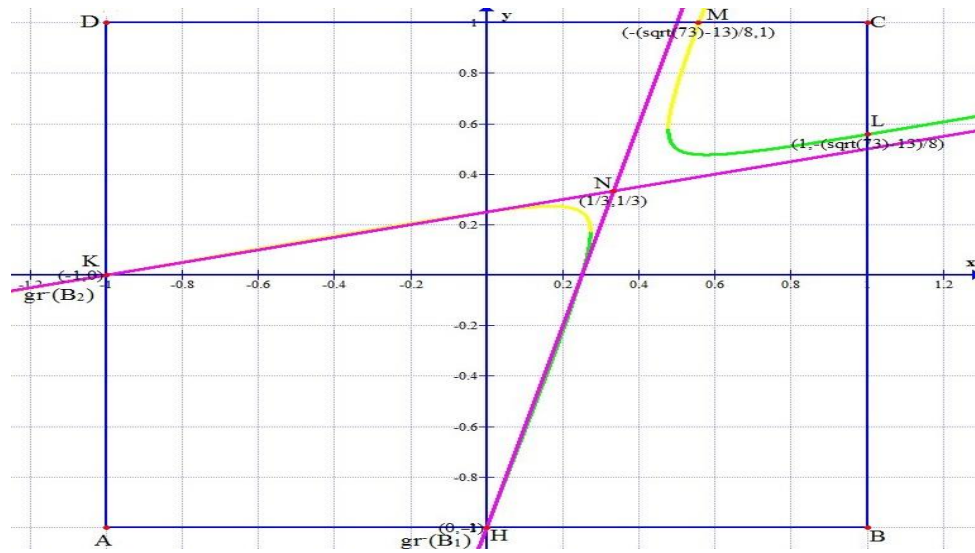


Figure 6. 2. Nash equilibrium of the improper game

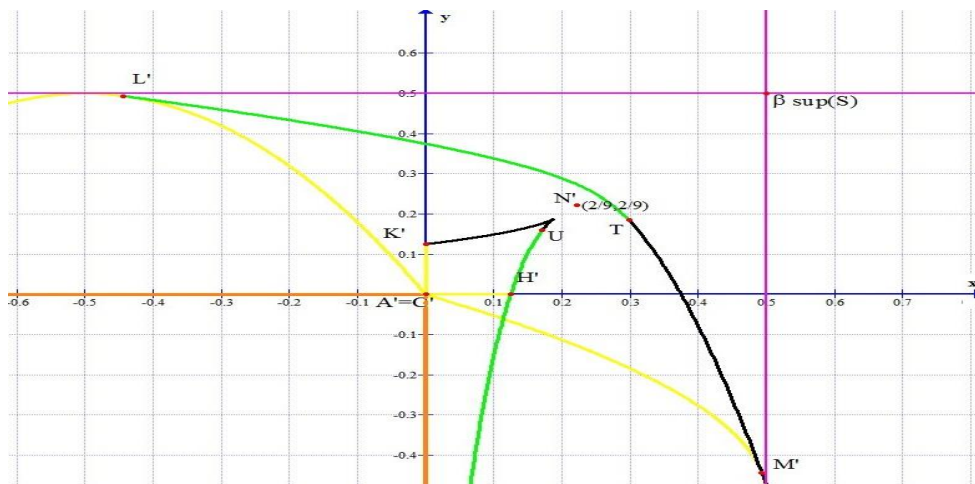


Figure 6. 3. Payoff at Nash equilibrium of the proper Bertrand game

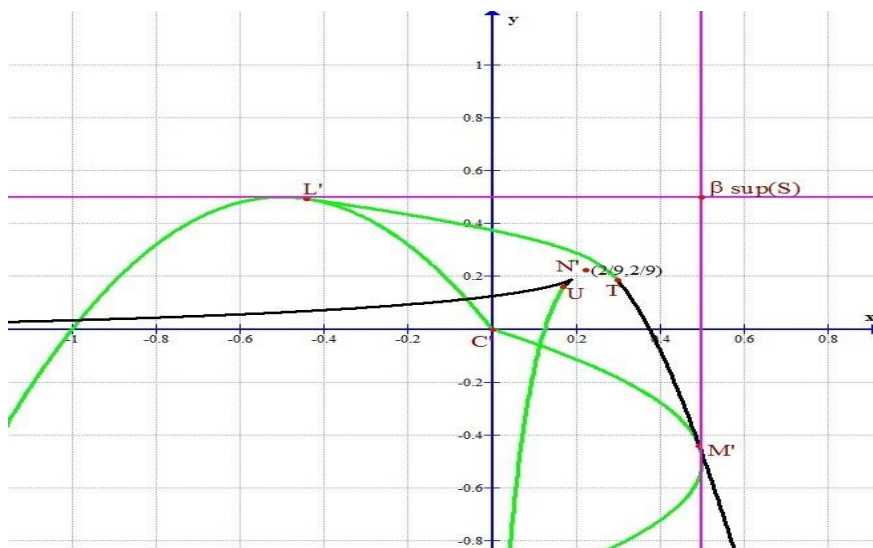


Figure 6. 4. Payoff at Nash equilibrium of the improper game

7. Defensive and offensive phase

Players' conservative values are obtained through their *worst gain functions*.
Worst gain functions. On the square $S = [0, 1]^2$, Emil's *worst gain function* is defined by

$$f^{\#}_1(x) = \inf_{y \in F} x(1 - 2x + y) = x - 2x^2, \quad (7.1)$$

its maximum will be

$$v^{\#}_1 = \sup_{x \in E} (f^{\#}_1(x)) = \sup_{x \in E} (x - 2x^2) = 1/8, \quad (7.2)$$

attained at the conservative strategy $x^{\#} = 1/4$.
 Symmetrically, Frances' *worst gain function* is defined by

$$f^{\#}_2(y) = y - 2y^2, \quad (7.3)$$

its maximum will be $v^{\#}_2 = 1/8$ attained at the unique conservative strategy $y^{\#} = 1/4$.

Conservative bivalue. The *conservative bivalue* is

$$v^{\#} = (v^{\#}_1, v^{\#}_2) = (1/8, 1/8).$$

The *worst offensive multifunctions* are determined by the study of the *worst gain functions*.

The Frances' *worst offensive reaction multifunction* O_2 is defined by $O_2(x) = 0$, for every Emil's strategy x ; indeed, fixed an Emil's strategy x the Frances' strategy 0 minimizes the partial profit function $f_1(x, \cdot)$. Symmetrically, the Emil's *worst offensive correspondence* versus Frances is defined by $O_1(y) = 0$, for every Frances' strategy y .

The *dominant offensive strategy* is 0 for both players, indeed the *offensive correspondences* are constant.

The *offensive equilibrium* $A = (0,0)$ bring to the payoff $A' = (0, 0)$, in which the profit is zero for both players.

The *core of the payoff space* (in the sense introduced by J.P. Aubin) is the part of the Pareto maximal boundary contained in the cone of upper bounds of the conservative bi-value $v^{\#}$; the conservative bi-value gives us a bound for the choice of cooperative bistrategies.

Conservative phase of the Extended Bertrand game

If the strategy space is the extended square $S = [-1, 1]^2$, Emil's *worst gain function* is defined by

$$f^{\#}_1(x) = \inf_{y \in F} x(1 - 2x + y) = -2x^2, \quad (7.4)$$

its maximum will be

$$v^{\#}_1 = \sup_{x \in E} (f^{\#}_1(x)) = \sup_{x \in E} (-2x^2) = 0, \quad (7.5)$$

attained at the *conservative strategy* $x^{\#} = 0$.
 Symmetrically, Frances' *worst gain function* is defined by

$$f^{\#}_2(y) = -2y^2, \quad (7.6)$$

its maximum will be $v^{\#}_2 = 0$, attained at the *conservative point* $y^{\#} = 0$.

The *conservative bivalue* in the improper case is

$$v^{\#} = (v^{\#}_1, v^{\#}_2) = (0, 0).$$

The *worst offensive multifunctions* can be determined by the study of the *worst gain functions*.

For every strategy Emil could choose, he has the minimum gain when Frances sells his commodity at the price - 1. This result is unusual from an economic point of view, but it can make sense in a *short period deep competition*.

Then Frances' worst offensive multifunction is defined by $O_2(x) = -1$, for every Emil's strategy x ; symmetrically, we obtain $O_1(y) = -1$, for every Frances' strategy y .

The dominant offensive strategy is -1 for both players, and the offensive (dominant) equilibrium $A = (-1, -1)$ brings to the point $A' = (-2, -2)$, in which a severe loss is registered for both players.

The conservative knot of the game is the point $(0, 0)$, whose image is the point $(0, 0)$, which coincides with the point C' .

The core of the payoff space is the part of Pareto maximal boundary contained into the cone of upper bounds of the conservative bi-value $v^\#$; this bounds the choice of cooperative bistrategies.

8. Cooperative phase

When there is an agreement between the two players, the best compromise solution (in the sense introduced by J.P. Aubin) is the pair of strategies $(1/2, 1/2)$, showed graphically in the Figures 8.1 and 8.2. This compromise bi-strategy determines the bi-gain $(1/4, 1/4)$.

Besides, the best compromise solution coincides with the core best compromise, with the Nash bargaining solution, with the bistrategy with closest bi-gain to the shadow maximum and with the Kalai-Smorodinsky bargaining solution. It coincides also with the transferable utility solution which is the unique Pareto strategy that maximizes the aggregate utility function $f_1 + f_2$, this can be easily viewed by geometric evidences considering on the payoff universe the levels of that aggregate function, which are affine lines parallel to the vector $(1, -1)$.

Selection of Pareto solutions. The Nash equilibrium can help in the selection of Pareto solutions (Figures 8.3 and 8.4). Indeed, if Emil and Frances decide to cooperate their possible choices will lead to those points of Pareto boundary which are also upper bounds of the Nash Equilibrium, in order to obtain a compromise solution strictly better than the non-cooperative one.

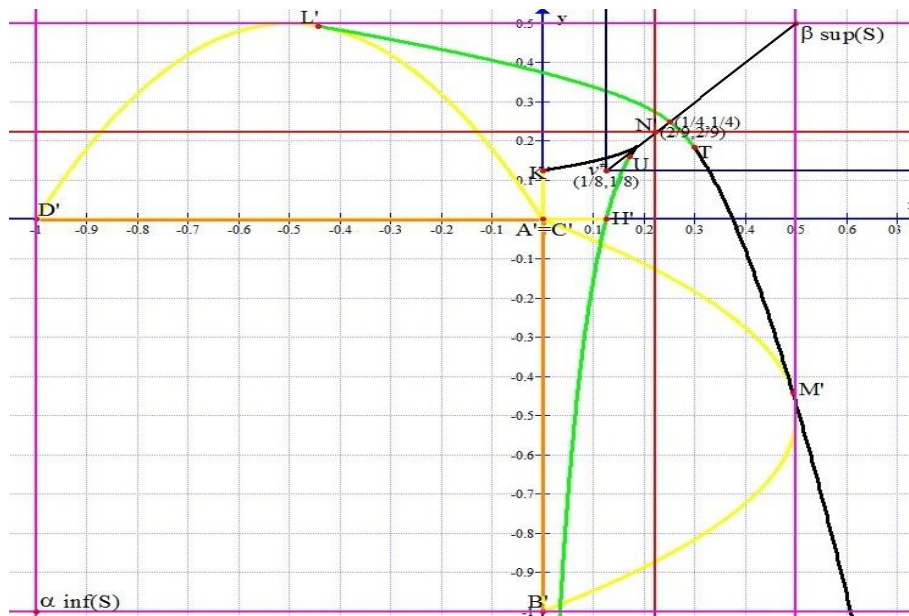


Figure 8. 1. Conservative study

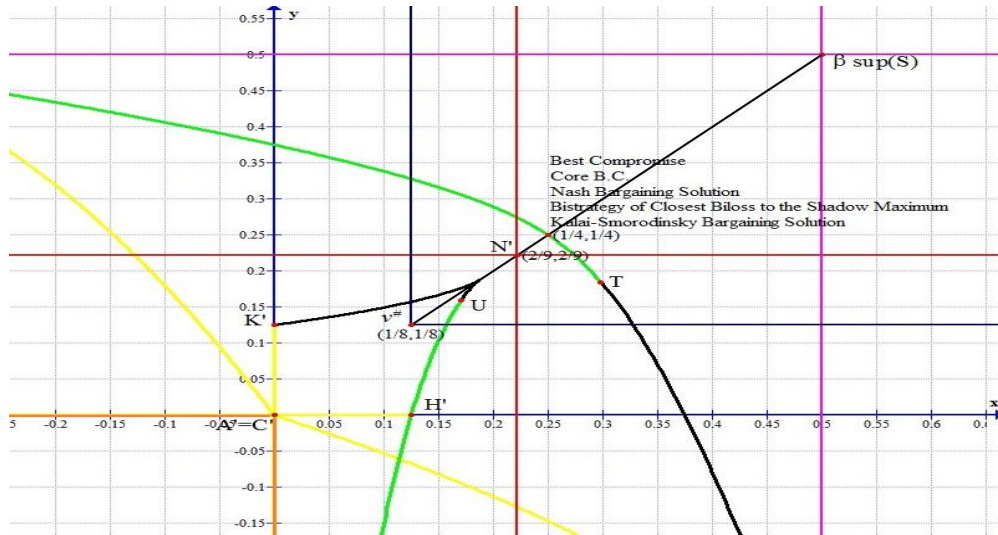


Figure 8. 2. The core and the Kalai-Smorodinsky payoff of the proper game

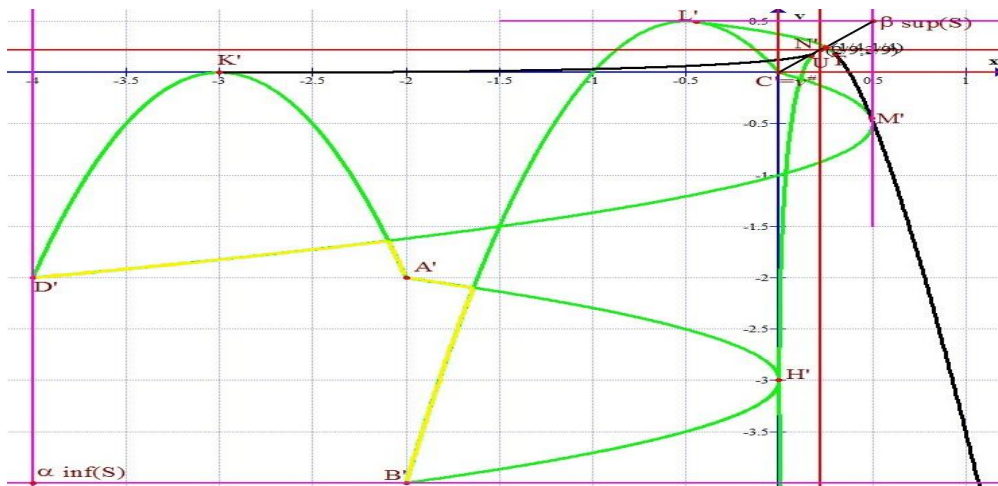


Figure 8. 3. Conservative exam of the improper Bertrand game

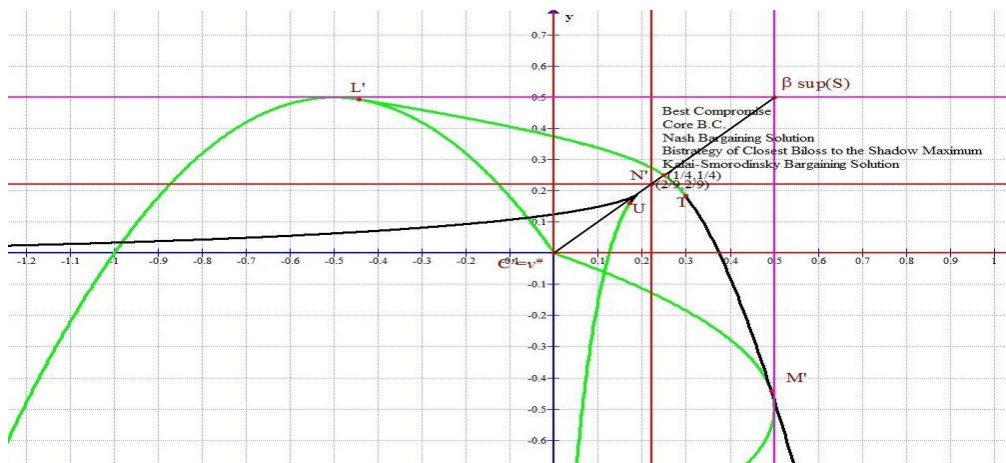


Figure 8. 4. The Core of the improper Bertrand game

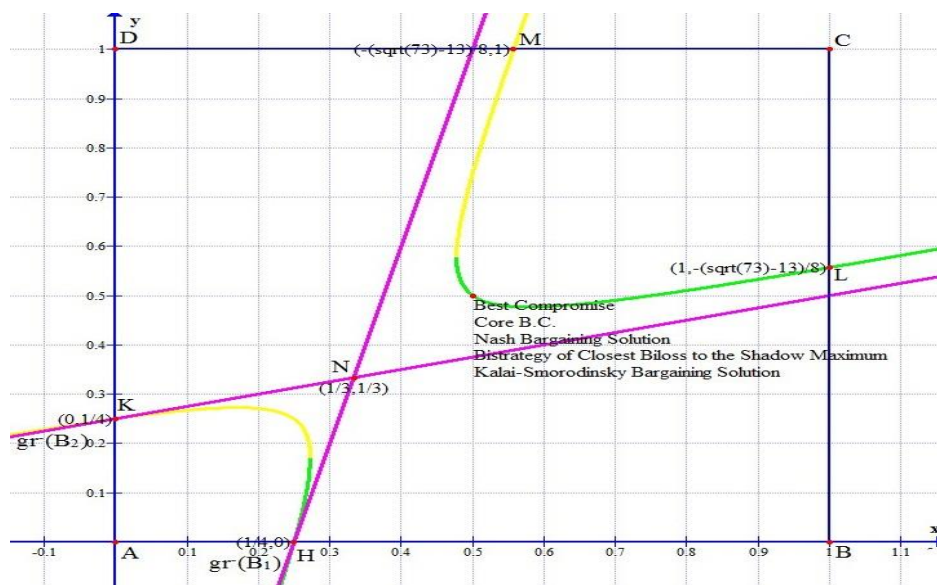


Figure 8. 5. Compromise solutions of Bertrand game

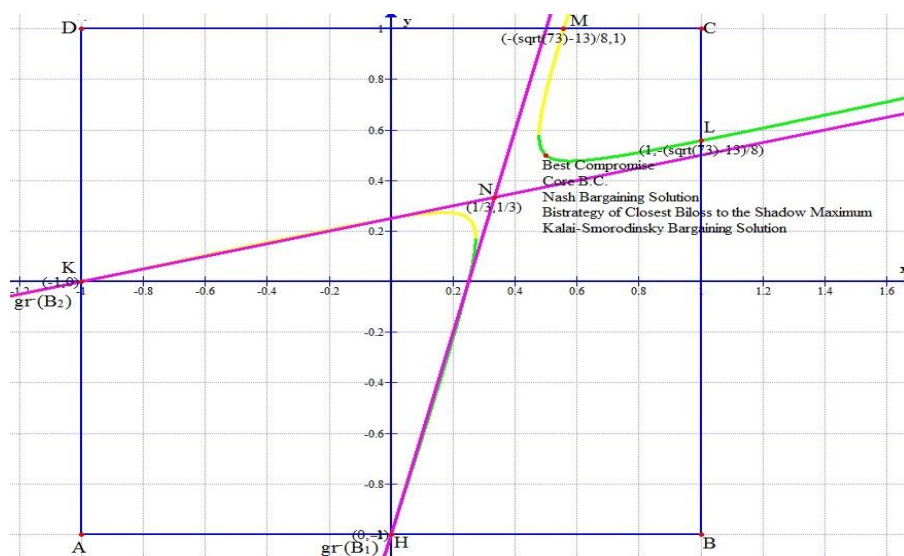


Figure 8. 6. Compromise solutions of improper Bertrand game

References

- [1] Aubin, J.P. 1982. *Mathematical Methods of Game and Economic Theory* (Revised Edition), (North-Holland).
- [2] Aubin, J.P. 1998. *Optima and Equilibria*, Springer Verlag.
- [3] Carfi, D. 2010 *Topics in Game Theory*, Edizioni Il gabbiano.
- [4] Carfi, D., Schilirò, D. 2011. Crisis in the Euro area: competitive game solutions as new policy tools. *Theoretical and Practical Research in Economic Fields*, Summer issue 2011.
<http://mp.ra.ub.uni-muenchen.de/27138/>.
- [5] Carfi, D., Ricciardello, A. 2010. An algorithm for payoff space in C^1 games, *AAPP | Physical, Mathematical, and Natural Sciences*, Vol. LXXXVIII, issue 1, 2010, <http://cab.unime.it/journals/index.php/AAPP/article/view/C1A1001003/>
- [6] Carfi, D. 2009. *Differentiable game complete analysis for tourism firm decisions*, Proceedings of THE 2009 INTERNATIONAL CONFERENCE ON TOURISM and WORKSHOP on Sustainable tourism within High Risk areas of environmental crisis, Messina, April 22/25 (2009), <http://mp.ra.ub.uni-muenchen.de/29193/>

- [7] Carfi, D. 2009. Globalization and Differentiable General Sum Games, Proceeding of 3rd International Symposium Globalization and convergence in economic thought, Faculty of Economics - Communication and Economic Doctrines Department - The Bucharest Academy of Economic Studies - Bucharest December 11/12 (2009).
- [8] Carfi, D. 2009. Payoff space and Pareto boundaries of C^1 Games, APPS vol. 2009, <http://www.mathem.pub.ro/apps/v11/a11.htm>.
- [9] Carfi, D. 2009. Complete study of linear infinite games, Proceedings of the International Geometry Center - Proceedings of the International Conference "Geometry in Odessa 2009", Odessa, 25 - 30 May 2009 - vol. 2 n. 3 (2009), <http://proceedings.d-omega.org/>.
- [10] Carfi, D. 2008. Optimal boundaries for decisions, *Atti dell'Accademia Peloritana dei Pericolanti - Classe di Scienze Fisiche, Matematiche e Naturali* Vol. LXXXVI, (2008)
<http://cab.unime.it/journals/index.php/AAPP/article/view/376>
- [11] Carfi, D., Ricciardello, A. 2009. Non-reactive strategies in decision-form games, AAPP | *Physical, Mathematical, and Natural Sciences*, Vol. LXXXVII, issue 1, pp. 1-18
<http://cab.unime.it/journals/index.php/AAPP/article/view/C1A0902002/0>
- [12] Carfi, D. 2009. Decision-form games, Proceedings of the IX SIMAI Congress, Rome, 22 - 26 September 2008, Communications to SIMAI congress, vol. 3, (2009) pp. 1-12
<http://cab.unime.it/journals/index.php/congress/article/view/307>
- [13] Carfi, D. 2009. Reactivity in decision-form games, MPRA - paper 29001, University Library of Munich, Germany.
<http://mpra.ub.uni-muenchen.de/29001/>
- [14] Carfi, D., and Ricciardello, A. 2011. Mixed Extensions of decision-form games, MPRA - paper 28971, University Library of Munich, Germany
<http://mpra.ub.uni-muenchen.de/28971/>

ASERS Publishing
ASERS

ASERS Publishing
Web: www.asers.eu
URL: <http://www.asers.eu/asers-publishing>
ISSN 2068 – 7710